


DB 03.00	CAN BUS SYSTEMS – 93X		GEMINI® ALARM SYSTEMS		
	CODICI DI PROGRAMMAZIONE / PROGRAMMING CODES				
MODELLO VETTURA VEHICLE'S MANUFACTURER AND MODEL		SCHEDA N. SHEET NR.	CODICE CODE	A PARTIRE DA FROM	FUNZIONI FEATURES
ALFA ROMEO 159 Mod. '05	1-11 / BUS	101	DB 02.00	ABEF2HZ	
ALFA ROMEO 159 Mod. '10	1-15 / BUS	101	DB 02.00	ABEF2HZ	
ALFA ROMEO BRERA Mod. '06	1-12 / BUS	101	DB 02.00	ABEF2HZ	
ALFA ROMEO GIULIETTA Mod. '10	1-16 / BUS	131	DB 02.00	ABF1HZ	
ALFA ROMEO MITO Mod. '08	1-14 / BUS	131	DB 02.00	ABF1HZ	
AUDI A1 Mod. '10	4-23 / BUS	154	DB 01.00	ABCDEFGHI2Z	
AUDI A3 e A3 SPORTBACK Mod. '04 - '05	4-11 / BUS	103	DB 01.00	ABDEF2Z	
AUDI A3 e A3 SPORTBACK Mod. '10	4-20 / BUS	154	DB 01.00	ABCDEFGHI2Z	
AUDI A4 Mod. '02 – '04 e A4 CABRIO Mod. '05 – '06	4-13 / BUS	143	DB 01.00	ABCDEFGHI2Z	
AUDI A4 Mod. '05 – '06	4-13 / BUS	144	DB 01.00	ABCDEFGHI2Z	
AUDI A4 Mod. '08	4-17 / BUS	108	DB 01.00	ABCDEFGHI2Z	
AUDI A5 Mod. '08	4-18 / BUS	108	DB 01.00	ABCDEFGHI2Z	
AUDI A6 Mod. '05 – '07	4-12A / BUS	107	DB 01.00	ABCDEFGHI2Z	
AUDI A7 SPORTBACK Mod. '11	4-24 / BUS	161	DB 02.00	ABCDEFGHI2HZ	
AUDI A8 Mod. '07	4-16 / BUS	146	DB 01.00	ABCF2GZ	
AUDI A8 Mod. '11	4-25 / BUS	161	DB 02.00	ABCDEFGHI2HZ	
AUDI Q5 Mod. '09	4-20 / BUS	108	DB 01.00	ABCDEFGHI2Z	
AUDI Q7 Mod. '06	4-14 / BUS	107	DB 01.00	ABCDEFGHI2Z	
AUDI R8 Mod. '08	4-19 / BUS	145	DB 01.00	ABCDEFGHI2Z	
AUDI TT Mod. '06	4-15 / BUS	104	DB 01.00	ABCDEFGHI2Z	
AUDI TT Mod. '10	4-22 / BUS	154	DB 01.00	ABCDEFGHI2Z	
BENTLEY CONTINENTAL GT Mod. '08	5-1 / BUS	106	DB 01.00	ABCDEFGHI2GZ	
BMW SERIE 1 (E87) Mod. '05 – '08	6-9 / BUS	119	DB 01.00	ABEF2Z	
BMW SERIE 1 (E87) Mod. '09	6-17 / BUS	119	DB 01.00	ABEF2Z	
BMW SERIE 3 (E90-E91-E92-E93) Mod. '05 – '08	6-10B / BUS	119	DB 01.00	ABDEF2GZ	
BMW SERIE 5 (E60-E61) Mod. '04 – '07	6-11A / BUS	119	DB 01.00	ABDEF2GZ	
BMW SERIE 5 (F10-F11) e SERIE 5GT (F07) Mod. '11	6-21 / BUS	158	DB 02.00	ABEF2HZ	
BMW SERIE 6 (E63) Mod. '06	6-13 / BUS	119	DB 01.00	ABCDEFGHI2GZ	
BMW SERIE 7 (E65) Mod. '06	6-14 / BUS	119	DB 01.00	ABCF2GZ	
BMW SERIE 7 (F01-F02) Mod. '11	6-22 / BUS	158	DB 02.00	ABEF2HZ	
BMW X1 (E84) Mod. '10	6-20 / BUS	119	DB 02.00	ABEF2Z	
BMW X3 (F25) Mod. '11	6-23 / BUS	158	DB 02.00	ABCDEFGHI2HZ	
BMW X5 (E70) Mod. '07	6-15 / BUS	119	DB 01.00	ABCF2GZ	
BMW X6 (E71) Mod. '08	6-16 / BUS	119	DB 01.00	ABCF2Z	
BMW Z4 (E89) Mod. '10	6-19 / BUS	119	DB 01.00	ABC*Df2Z	
▶CHEVROLET AVEO Mod. '11	51-8 / BUS	127	DB 03.00	ABHZ	
CHEVROLET CAPTIVA Mod. '06	51-2 / BUS	135	DB 01.00	ABF1	
▶CHEVROLET CAPTIVA Mod. '11	51-6 / BUS	135	DB 03.00	ABEF1HZ	
CHEVROLET CRUZE Mod. '09	51-4 / BUS	127	DB 02.00	ABF1Z	
▶CHEVROLET ORLANDO Mod. '11	51-7 / BUS	127	DB 03.00	ABHZ	
CHRYSLER 300C Mod. '06 (2 buttons transmitter)	9-6 / BUS	132	DB 01.00	ABCZ	
CITROEN BERLINGO 3 Mod. '08 (con abilitazione centrale BSI – with BSI unit programming)	N.D. / N.A.	151	DB 02.00	ABHZ	
CITROEN C2 Mod. '05 – '10 (con abilitazione centr. BSI – with BSI unit programming)	10-28 / BUS	151	DB 02.00	ABHZ	
CITROEN C3 Mod. '05 (con abilitazione centr. BSI – with BSI unit programming)	N.D. / N.A.	151	DB 02.00	ABHZ	
CITROEN C3 Pluriel Mod. '05 (con abilitazione centr. BSI – with BSI unit programming)	N.D. / N.A.	151	DB 02.00	ABHZ	
CITROEN C3 Mod. '10 (con abilitazione centr. BSI – with BSI unit programming)	10-27 / BUS	151	DB 02.00	ABHZ	
CITROEN C4 Mod. '04 – '06 (senza abilitazione centrale BSI – without BSI unit programming)	10-18 / BUS	152	DB 01.00	ABZ	
CITROEN C4 e C4 PICASSO Mod. '06 (con abilitazione centr. BSI – with BSI unit programming)	10-18 / BUS	151	DB 02.00	ABHZ	
▶CITROEN C4 e C4 PICASSO Mod. '10 (con abilitazione centr. BSI – with BSI unit programming)	10-31 / BUS	151	DB 02.00	ABF1HZ	
▶CITROEN C4 Mod. '11 (con abilitazione centr. BSI – with BSI unit programming)	10-32 / BUS	151	DB 02.00	ABF1HZ	
CITROEN C5 Mod. '04 – '05 (senza abilitazione centrale BSI – without BSI unit programming)	N.D. / N.A.	152	DB 01.00	ABZ	
CITROEN C5 Mod. '05 – '07 (con abilitazione centr. BSI – with BSI unit programming)	N.D. / N.A.	151	DB 02.00	ABHZ	
CITROEN C5 Mod. '08 – '09 (con abilitazione centr. BSI – with BSI unit programming)	10-26 / BUS	151	DB 02.00	ABHZ	
CITROEN C6 Mod. '05 (con abilitazione centr. BSI – with BSI unit programming)	N.D. / N.A.	151	DB 02.00	ABHZ	
CITROEN C8 Mod. '05 (con abilitazione centr. BSI – with BSI unit programming)	N.D. / N.A.	151	DB 02.00	ABHZ	
CITROEN C-CROSSER Mod. '07 – '11	10-23A / BUS	132	DB 02.00	ABGHZ	
CITROEN DS3 Mod. '10 (con abilitazione centr. BSI – with BSI unit programming)	10-28 / BUS	151	DB 02.00	ABHZ	
CITROEN JUMPER 3 Mod. '06	10-21 / BUS	101	DB 02.00	ABF1HZ	
CITROEN JUMPY 2 Mod. '07 (senza abilitazione centrale BSI – without BSI unit programming)	10-22 / BUS	152	DB 01.00	ABDEZ	
CITROEN JUMPY 2 Mod. '08 (con abilitazione centr. BSI – with BSI unit programming)	10-22 / BUS	151	DB 02.00	ABHZ	
CITROEN JUMPY 2 Mod. '11 (con abilitazione centr. BSI – with BSI unit programming)	10-30 / BUS	151	DB 02.00	ABF1HZ	
CITROEN NEMO Mod. '08	10-24 / BUS	131	DB 02.00	ABF1HZ	


N.B. Il presente elenco è fornito unicamente a titolo indicativo e di riferimento generale. Poiché gli equipaggiamenti in dotazione ai veicoli possono variare considerevolmente nel tempo, oltre che in relazione a differenti modelli e/o versioni e a differenti mercati, GEMINI TECHNOLOGIES S.p.A. non è responsabile per eventuali malfunzionamenti e/o danni causati da inesattezze o lacune contenute in questo documento.

N.B. This list must only be used as an indicative guideline for the installation. As equipment delivered with the car varies considerably from model to model and from market to market as well as from time to time, GEMINI TECHNOLOGIES S.p.A. shall not be liable for possible damages that may occur due to faulty or insufficient indications herein contained.

DB 03.00	<h1 style="text-align: center;">CAN BUS SYSTEMS – 93X</h1> <p style="text-align: center;">CODICI DI PROGRAMMAZIONE / PROGRAMMING CODES</p>				
MODELLO VETTURA VEHICLE'S MANUFACTURER AND MODEL	SCHEDA N. SHEET NR.	CODICE CODE	A PARTIRE DA FROM	FUNZIONI FEATURES	
FIAT 500 Mod. '07	14-33 / BUS	131	DB 02.00	ABF1HZ	
FIAT BRAVO Mod. '07	14-32 / BUS	101	DB 02.00	ABF1HZ	
▶ FIAT CROMA Mod. '05 – '11	14-26A / BUS	101	DB 02.00	ABF2HZ	
FIAT DOBLO' Mod. '10	14-39 / BUS	131	DB 02.00	ABF1HZ	
FIAT DUCATO Mod. '06	14-30 / BUS	101	DB 02.00	ABF1HZ	
FIAT FIORINO Mod. '08	14-34 / BUS	131	DB 02.00	ABF1HZ	
FIAT GRANDE PUNTO Mod. '05 – '08	14-27A / BUS	131	DB 02.00	ABF1HZ	
FIAT GRANDE PUNTO Mod. '09	14-37 / BUS	131	DB 02.00	ABF1HZ	
FIAT IDEA Mod. '03 - '07	14-24 / BUS	101	DB 02.00	ABDEF2HZ	
FIAT IDEA Mod. '08	14-35 / BUS	101	DB 02.00	ABF1HZ	
FIAT PANDA Mod. '04 - '06	14-23 / BUS	101	DB 02.00	AB*HZ	
FIAT PUNTO EVO Mod. '10	14-38 / BUS	131	DB 02.00	ABF1HZ	
FIAT SCUDO Mod. '07 (senza abilitazione centrale BSI – without BSI unit programming)	14-31 / BUS	152	DB 01.00	ABDEZ	
FIAT SCUDO Mod. '08 (con abilitazione centr. BSI – with BSI unit programming)	14-31 / BUS	151	DB 02.00	ABHZ	
FIAT SCUDO Mod. '11 (con abilitazione centr. BSI – with BSI unit programming)	14-40 / BUS	151	DB 02.00	ABF1HZ	
FIAT STILO Mod. '01 - '05	14-19 / BUS	100	DB 01.00	ABDEF2Z	
FIAT STILO Mod. '06	14-28 / BUS	101	DB 02.00	ABDF1HZ	
FORD FIESTA Mod. '06 – '08	15-14A / BUS	121	DB 01.00	AB	
▶ FORD FIESTA Mod. '09 – '11	15-22A / BUS	121	DB 01.00	ABDEF1Z	
FORD FOCUS e C-MAX Mod. '05 - '08 (No allarme OE e bloccaggio – without OE alarm & dead lock)	15-12 / BUS	122	DB 01.00	AB	
FORD FOCUS Mod. '08 (Con allarme OE e doppia chiusura – with OE alarm and dead lock)	15-20 / BUS	121	DB 01.00	ABC	
▶ FORD FOCUS e C-MAX Mod. '11	15-26A / BUS	159	DB 03.00	ABEF2GHZ	
FORD FUSION Mod. '07 – '09	15-18 / BUS	121	DB 01.00	ABD	
FORD FUSION Mod. '10	15-25 / BUS	121	DB 01.00	AB	
▶ FORD GALAXY Mod. '11	15-29 / BUS	124	DB 03.00	ABEF1GHZ	
FORD KA Mod. '09	15-23 / BUS	131	DB 02.00	ABF1HZ	
FORD KUGA Mod. '08	15-21 / BUS	123	DB 01.00	ABF1G	
FORD MONDEO Mod. '07	15-17 / BUS	124	DB 01.00	ABC*E	
▶ FORD MONDEO Mod. '11	15-28 / BUS	124	DB 03.00	ABEF1GHZ	
FORD S-MAX Mod. '07	15-15 / BUS	124	DB 01.00	ABCE	
▶ FORD S-MAX Mod. '11	15-27 / BUS	124	DB 03.00	ABEF1GHZ	
▶ FORD TRANSIT Mod. '07 – '11 Leggere note scheda tecnica – See notes on installation sheet	15-16B / BUS	163	DB 03.00	ABH	
▶ FORD TRANSIT CONNECT Mod. '10 – '11	15-24A / BUS	121	DB 02.00	ABDF1HZ	
HONDA ACCORD Mod. '07 – '09	16-21A / BUS	134	DB 01.00	ABC*E	
HONDA CIVIC Mod. '07	16-23A / BUS	134	DB 01.00	ABC*E	
HONDA CR-V Mod. '07	16-24 / BUS	134	DB 01.00	ABC*E	
HONDA INSIGHT Mod. '10	16-27 / BUS	134	DB 01.00	ABC*E	
HONDA JAZZ Mod. '10	16-26 / BUS	134	DB 01.00	ABC*E	
▶ HYUNDAI IX20 Mod. '11	17-24 / BUS	164	DB 03.00	ABCEF2	
HYUNDAI IX35 Mod. '10	17-23 / BUS	155	DB 02.00	ABCEF2GZ	
IVECO DAILY Mod. '07	55-1 / BUS	101	DB 01.00	ABF1Z	
JEEP COMPASS '09	19-6 / BUS	133	DB 01.00	AB	
JEEP GRAND CHEROKEE Mod. '06	19-5 / BUS	133	DB 01.00	ABC F2Z	
KIA CARNIVAL Mod. '07	20-15 / BUS	136	DB 01.00	ABF2Z	
KIA OPIRUS Mod. '09	20-18 / BUS	137	DB 01.00	ABEF1G	
▶ KIA SPORTAGE Mod. '11	20-21 / BUS	164	DB 03.00	ABC*E F2Z	
▶ LANCIA DELTA Mod. '08 – '11	23-15A / BUS	101	DB 02.00	ABF1HZ	
LANCIA MUSA Mod. '04 - '07	23-11A / BUS	101	DB 02.00	ABDEF2HZ	
LANCIA MUSA Mod. '08	23-14 / BUS	101	DB 02.00	ABF1HZ	
LANCIA YPSILON Mod. '04 - '05	23-9 / BUS	101	DB 02.00	ABDEF2HZ	
LANCIA YPSILON Mod. '06	23-12 / BUS	101	DB 02.00	ABF2HZ	
LANCIA YPSILON Mod. '07	23-13 / BUS	101	DB 02.00	ABF2HZ	
LAND ROVER FREELANDER 2 Mod. '07	52-3 / BUS	140	DB 01.00	ABCEF2Z	
LAND ROVER RANGE ROVER SPORT Mod. '06	52-1 / BUS	150	DB 01.00	ABCEZ	
MASERATI GRANTURISMO Mod. '10	26-3 / BUS	162	DB 02.00	AZ	


N.B. Il presente elenco è fornito unicamente a titolo indicativo e di riferimento generale. Poiché gli equipaggiamenti in dotazione ai veicoli possono variare considerevolmente nel tempo, oltre che in relazione a differenti modelli e/o versioni e a differenti mercati, GEMINI TECHNOLOGIES S.p.A. non è responsabile per eventuali malfunzionamenti e/o danni causati da inesattezze o lacune contenute in questo documento.

N.B. This list must only be used as an indicative guideline for the installation. As equipment delivered with the car varies considerably from model to model and from market to market as well as from time to time, GEMINI TECHNOLOGIES S.p.A. shall not be liable for possible damages that may occur due to faulty or insufficient indications herein contained.

DB 03.00	<h1 style="text-align: center;">CAN BUS SYSTEMS – 93X</h1> <p style="text-align: center;">CODICI DI PROGRAMMAZIONE / PROGRAMMING CODES</p>				
MODELLO VETTURA VEHICLE'S MANUFACTURER AND MODEL		SCHEDA N. SHEET NR.	CODICE CODE	A PARTIRE DA FROM	FUNZIONI FEATURES
MAZDA 3 Mod. '10	27-17 / BUS	141	DB 02.00	ABF1*HG	
▶ MAZDA 5 Mod. '11	27-18 / BUS	141	DB 02.00	ABH	
MAZDA 6 Mod. '08	27-16 / BUS	141	DB 01.00	ABH	
▶ MERCEDES ACTROS Mod. 11 (solo per prodotti 24V – only for 24V products)	28-37 / BUS	165	DB 03.00	AH	
MERCEDES CLASSE A (W169) Mod. '05 – '09	28-20A / BUS	111	DB 02.00	ABEHZ	
MERCEDES CLASSE B (W245) Mod. '06	28-21 / BUS	111	DB 02.00	ABEHZ	
MERCEDES CLASSE C e C SPORTCOUPE' (W203) Mod. '01 - '05	28-15 / BUS	117	DB 01.00	ABCDE F2H	
MERCEDES CLASSE C (W204) Mod. '07	28-32 / BUS	112	DB 02.00	ABEF2H	
MERCEDES CLASSE CL (W216) Mod. '07	28-29 / BUS	116	DB 01.00	ABCF2G	
MERCEDES CLASSE CLC (CL203) Mod. '10	28-36 / BUS	117	DB 02.00	ABCEH	
MERCEDES CLASSE CLK (W209) Mod. '04 – '06	28-25 / BUS	117	DB 02.00	ABEF2H	
MERCEDES CLASSE CLS (W219) Mod. '07	28-33 / BUS	111	DB 02.00	ABEF2H	
MERCEDES CLASSE E (W211) Mod. '05	28-23 / BUS	111	DB 02.00	ABCEF2HZ	
MERCEDES CLASSE E (W212) e CLASSE E COUPE' (W207) Mod. '09	28-35 / BUS	112	DB 02.00	ABEF2H	
MERCEDES CLASSE G (W463) Mod. '06 – '07	28-26 / BUS	117	DB 02.00	ABCEF2H	
MERCEDES CLASSE GL (X164) Mod. '07	28-31 / BUS	111	DB 02.00	ABCEF2H	
MERCEDES CLASSE GLK (X204) Mod. '09	28-34 / BUS	112	DB 02.00	ABC*EH	
MERCEDES CLASSE M (W164) Mod. '06 (2 buttons transmitter)	28-24 / BUS	111	DB 02.00	ABCDEH	
MERCEDES CLASSE R (W251) Mod. '06	28-27 / BUS	111	DB 02.00	ABCDEH	
MERCEDES CLASSE S (W220) Mod. '00 – '03	28-12A / BUS	114	DB 01.00	ABEF1	
MERCEDES CLASSE S (W220) Mod. '03 – '05	28-12A / BUS	113	DB 01.00	ABCEF2	
MERCEDES CLASSE S (W221) Mod. '06	28-22A / BUS	116	DB 01.00	ABCEF2G	
MERCEDES CLASSE SL (R230) Mod. '06	28-28 / BUS	113	DB 01.00	ABCEF2G	
MERCEDES CLASSE SLK (R171) Mod. '04 – '06	28-18A / BUS	117	DB 01.00	ABEF2H	
MERCEDES SPRINTER Mod. '07 – '10	28-30B / BUS	118	DB 01.00	ABCFE1	
MERCEDES VITO e VIANO Mod. '04 - '06	28-19 / BUS	115	DB 01.00	ABEF1	
MINI Mod. '07 – '09	48-3A / BUS	119	DB 01.00	ABC*DE*F2Z	
▶ MINI, CLUBMAN e COUNTRYMAN Mod. '11	48-4 / BUS	119	DB 01.00	ABC*E*F2Z	
MITSUBISHI ASX Mod. '10	29-26 / BUS	132	DB 01.00	ABC	
MITSUBISHI LANCER Mod. '08	29-23 / BUS	132	DB 01.00	ABF1G	
MITSUBISHI OUTLANDER Mod. '07	29-21 / BUS	132	DB 01.00	ABG	
MITSUBISHI OUTLANDER Mod. '10	29-25 / BUS	132	DB 02.00	ABGH	
NISSAN 370Z Mod. '10	30-30 / BUS	120	DB 02.00	ABCF1*GHZ	
NISSAN CUBE Mod. '10	30-28 / BUS	120	DB 02.00	ABEGH	
NISSAN JUKE Mod. '10	30-32 / BUS	120	DB 02.00	ABH	
NISSAN MICRA Mod. '07 – '09	30-19 / BUS	120	DB 02.00	ABH	
NISSAN MICRA Mod. '10	30-33 / BUS	120	DB 02.00	ABH	
NISSAN MURANO Mod. '10	30-26 / BUS	120	DB 02.00	ABF1GHZ	
NISSAN INTERSTAR Mod. '11	30-34 / BUS	120	DB 02.00	ABEF2HZ	
NISSAN NAVARA Mod. '07	30-18 / BUS	120	DB 02.00	ABH	
NISSAN NOTE Mod. '07 - '08	30-23 / BUS	120	DB 02.00	ABGH	
NISSAN NV200 Mod. '10	30-31 / BUS	120	DB 02.00	ABHZ	
NISSAN PATHFINDER Mod. '07	30-21 / BUS	120	DB 02.00	ABC*H	
NISSAN QASHQAI Mod. '07 – '09	30-22 / BUS	120	DB 02.00	ABE*GH	
NISSAN QASHQAI Mod. '08 (Nordic Version)	30-22 / BUS	148	DB 02.00	ABEGH	
NISSAN QASHQAI Mod. '10	30-29 / BUS	120	DB 02.00	ABGH	
NISSAN X-TRAIL Mod. '10	30-27 / BUS	120	DB 02.00	ABH	
OPEL / VAUXHALL ANTARA Mod. '07	31-21 / BUS	135	DB 01.00	ABE	
▶ OPEL / VAUXHALL ANTARA Mod. '11	31-30 / BUS	135	DB 03.00	ABEF1*HZ	
OPEL / VAUXHALL ASTRA (Ver. H) Mod. '04 - '09	31-16 / BUS	125	DB 01.00	ABEGZ	
OPEL / VAUXHALL ASTRA (Ver. J) Mod. '10	31-27 / BUS	127	DB 02.00	ABZ	
OPEL / VAUXHALL CORSA (Ver. D) Mod. '06 – '08	31-20 / BUS	125	DB 01.00	ABEZ	
OPEL / VAUXHALL CORSA (Ver. D) Mod. '09	31-24 / BUS	125	DB 01.00	ABE*Z	
OPEL / VAUXHALL INSIGNIA Mod. '09	31-25 / BUS	127	DB 01.00	ABF1Z	
OPEL / VAUXHALL MOVANO Mod. '10	31-29 / BUS	120	DB 02.00	ABEF2Z	
OPEL / VAUXHALL SIGNUM Mod. '02 - '05	31-17 / BUS	126	DB 01.00	ABCDE F2Z	
OPEL / VAUXHALL VECTRA Mod. '01 - '06	31-13 / BUS	126	DB 01.00	ABCDE F2Z	
OPEL / VAUXHALL ZAFIRA Mod. '05 – '07	31-19 / BUS	125	DB 01.00	ABEGZ	

N.B. Il presente elenco è fornito unicamente a titolo indicativo e di riferimento generale. Poiché gli equipaggiamenti in dotazione ai veicoli possono variare considerevolmente nel tempo, oltre che in relazione a differenti modelli e/o versioni e a differenti mercati, GEMINI TECHNOLOGIES S.p.A. non è responsabile per eventuali malfunzionamenti e/o danni causati da inesattezze o lacune contenute in questo documento.

N.B. This list must only be used as an indicative guideline for the installation. As equipment delivered with the car varies considerably from model to model and from market to market as well as from time to time, GEMINI TECHNOLOGIES S.p.A. shall not be liable for possible damages that may occur due to faulty or insufficient indications herein contained.

DB 03.00	<h1 style="text-align: center;">CAN BUS SYSTEMS – 93X</h1> <p style="text-align: center;">CODICI DI PROGRAMMAZIONE / PROGRAMMING CODES</p>				
MODELLO VETTURA VEHICLE'S MANUFACTURER AND MODEL	SCHEDA N. SHEET NR.	CODICE CODE	A PARTIRE DA FROM	FUNZIONI FEATURES	
PEUGEOT 207 e 207CC Mod. '07 – '08 (con abilitazione centr. BSI – with BSI unit programming)	32-20 / BUS	151	DB 02.00	A B H Z	
PEUGEOT 207 e 207CC Mod. '09 (con abilitazione centr. BSI – with BSI unit programming)	32-28 / BUS	151	DB 02.00	A B F1* H Z	
PEUGEOT 307 e 307CC Mod. '04 – '05 (senza abilitaz. centr. BSI – without BSI unit programming)	32-17 / BUS	152	DB 01.00	A B Z	
PEUGEOT 307 e 307CC Mod. '05 – '07 (con abilitazione centr. BSI – with BSI unit programming)	32-17 / BUS	151	DB 02.00	A B H Z	
PEUGEOT 308 Mod. '07 – '08 (senza abilitazione centr. BSI – without BSI unit programming)	32-23 / BUS	153	DB 01.00	A B Z	
PEUGEOT 308 Mod. '09 (con abilitazione centr. BSI – with BSI unit programming)	32-27 / BUS	151	DB 02.00	A B H Z	
PEUGEOT 3008 Mod. '10 (con abilitazione centr. BSI – with BSI unit programming)	32-30 / BUS	151	DB 02.00	A B H Z	
PEUGEOT 407 Mod. '04 – '05 (senza abilitazione centrale BSI – without BSI unit programming)	32-16 / BUS	152	DB 01.00	A B Z	
PEUGEOT 407 Mod. '06 (con abilitazione centr. BSI – with BSI unit programming)	32-16 / BUS	151	DB 02.00	A B H Z	
PEUGEOT 4007 Mod. '07 – '11	32-24A / BUS	132	DB 02.00	A B G H Z	
▶ PEUGEOT 508 Mod. '11 (con abilitazione centr. BSI – with BSI unit programming)	32-34 / BUS	151	DB 02.00	A B F1 H Z	
PEUGEOT 5008 Mod. '10 (con abilitazione centr. BSI – with BSI unit programming)	32-31 / BUS	151	DB 02.00	A B H Z	
PEUGEOT 807 Mod. '05 – '06 (senza abilitazione centrale BSI – without BSI unit programming)	N.D. / N.A.	152	DB 01.00	A B Z	
PEUGEOT 807 Mod. '06 (con abilitazione centr. BSI – with BSI unit programming)	N.D. / N.A.	151	DB 02.00	A B H Z	
PEUGEOT BIPPER Mod. '08	32-25 / BUS	131	DB 02.00	A B F1 H Z	
PEUGEOT BOXER Mod. '06	32-21 / BUS	101	DB 02.00	A B F1 H Z	
PEUGEOT EXPERT Mod. '07 (senza abilitazione centrale BSI – without BSI unit programming)	32-22 / BUS	152	DB 01.00	A B Z	
PEUGEOT EXPERT Mod. '08 (con abilitazione centr. BSI – with BSI unit programming)	32-22 / BUS	151	DB 02.00	A B H Z	
PEUGEOT EXPERT Mod. '11 (con abilitazione centr. BSI – with BSI unit programming)	32-33 / BUS	151	DB 02.00	A B F1 H Z	
PEUGEOT RCZ Mod. '10 (con abilitazione centr. BSI – with BSI unit programming)	32-32 / BUS	151	DB 02.00	A B F1 H Z	
PORSCHE 911 (Ver. 997) Mod. '06 – '07	34-4 / BUS	147	DB 01.00	A B C E F2	
PORSCHE BOXSTER Mod. '07 – '09	34-7 / BUS	147	DB 01.00	A B C E F2	
PORSCHE CAYENNE Mod. '05 – '09	34-3 / BUS	105	DB 01.00	A B C D E F2 G Z	
PORSCHE CAYMAN Mod. '07	34-6 / BUS	147	DB 01.00	A B C E F2	
RENAULT CLIO Mod. '10	35-30 / BUS	120	DB 02.00	A B E Z	
RENAULT MASTER / MASCOTT Mod. '10	35-31 / BUS	120	DB 02.00	A B E F2 Z	
RENAULT WIND Mod. '10	35-32 / BUS	160	DB 02.00	A B E Z	
SAAB 9-3 Mod. '06 – '07	38-5 / BUS	138	DB 01.00	A B F1 Z	
SEAT ALHAMBRA Mod. '10	40-21 / BUS	154	DB 02.00	A B C D E F2 H Z	
SEAT ALTEA e ALTEA XL Mod. '04 - '07	40-11 / BUS	104	DB 01.00	A B C* D E F2 Z	
▶ SEAT ALTEA e ALTEA XL Mod. '11	40-22 / BUS	154	DB 03.00	A B C* D E F2 H* Z	
SEAT CORDOBA Mod. '01 - '05	40-13 / BUS	102	DB 01.00	A B C* D E	
SEAT EXEO Mod. '09	40-19 / BUS	144	DB 01.00	A B C* D E F2 Z	
SEAT IBIZA Mod. '01 - '05	40-12 / BUS	102	DB 01.00	A B C* D E	
▶ SEAT IBIZA Mod. '08 – '11	40-17B / BUS	109	DB 01.00	A B C* D E F2 Z	
SEAT LEON Mod. '00 - '05	40-14 / BUS	110	DB 01.00	A B C* D E	
SEAT LEON Mod. '06 – '09	40-20 / BUS	104	DB 01.00	A B C* D E F2 Z	
SEAT LEON Mod. '10	40-15 / BUS	154	DB 01.00	A B C* D E F2 Z	
SEAT TOLEDO Mod. 05	40-16 / BUS	104	DB 01.00	A B C* D E Z	
SKODA FABIA Mod. '01 – '06	41-5 / BUS	102	DB 01.00	A B C* D E	
SKODA FABIA Mod. '07 – '08	41-8A / BUS	102	DB 01.00	A B D E F2 Z	
SKODA OCTAVIA II Mod. '04 - '07	41-6 / BUS	104	DB 01.00	A B C* D E F2 Z	
SKODA OCTAVIA II Mod. '09	41-10 / BUS	109	DB 01.00	A B C D E F2 Z	
SKODA ROOMSTER Mod. '06	41-7 / BUS	102	DB 01.00	A B D E F2	
SKODA SUPERB Mod. '03 - '05	41-4A / BUS	110	DB 01.00	A B C* D E F2	
SKODA SUPERB Mod. '09	41-9 / BUS	109	DB 01.00	A B C D E F2 Z	
SKODA YETI Mod. '10	41-11 / BUS	154	DB 01.00	A B C D E F2 Z	
SUBARU LEGACY Mod. '07	48-2 / BUS	149	DB 01.00	A B	
SUBARU OUTBACK Mod. '07	48-2 / BUS	149	DB 01.00	A B	
TOYOTA AURIS Mod. '07	44-26 / BUS	139	DB 01.00	A B E	
TOYOTA AVENSIS Mod. '09	44-32 / BUS	139	DB 01.00	A B E F1	
TOYOTA IQ Mod. '09	44-28 / BUS	139	DB 01.00	A B E	
▶ TOYOTA LAND CRUISER (150) Mod. '11	44-34 / BUS	139	DB 03.00	A B E F1 G H Z	
TOYOTA PRIUS Mod. '10	44-31 / BUS	139	DB 01.00	A B E G	
TOYOTA RAV4 Mod. '07	44-25 / BUS	139	DB 01.00	A B E G	
TOYOTA RAV4 Mod. '10	44-33 / BUS	139	DB 01.00	A B E G	
TOYOTA URBAN CRUISER Mod. '10	44-30 / BUS	139	DB 01.00	A B E G	
TOYOTA VERSO Mod. '09	44-29 / BUS	139	DB 01.00	A B E	
▶ TOYOTA VERSO-S Mod. '11	44-35 / BUS	139	DB 01.00	A B E G H	
TOYOTA YARIS Mod. '06 – '11	44-24A / BUS	139	DB 02.00	A B E H	

N.B. Il presente elenco è fornito unicamente a titolo indicativo e di riferimento generale. Poiché gli equipaggiamenti in dotazione ai veicoli possono variare considerevolmente nel tempo, oltre che in relazione a differenti modelli e/o versioni e a differenti mercati, GEMINI TECHNOLOGIES S.p.A. non è responsabile per eventuali malfunzionamenti e/o danni causati da inesattezze o lacune contenute in questo documento.

N.B. This list must only be used as an indicative guideline for the installation. As equipment delivered with the car varies considerably from model to model and from market to market as well as from time to time, GEMINI TECHNOLOGIES S.p.A. shall not be liable for possible damages that may occur due to faulty or insufficient indications herein contained.

MODELLO VETTURA <i>VEHICLE'S MANUFACTURER AND MODEL</i>	SCHEDA N. <i>SHEET NR.</i>	CODICE <i>CODE</i>	A PARTIRE DA <i>FROM</i>	FUNZIONI <i>FEATURES</i>
--	-------------------------------	-----------------------	-----------------------------	-----------------------------

VOLKSWAGEN CADDY Mod. '05	46-21 / BUS	103	DB 01.00	A B D E F 2 Z
VOLKSWAGEN CRAFTER Mod. '07 – '10	46-24B / BUS	118	DB 01.00	A B C E F 1
VOLKSWAGEN EOS Mod. '06	46-23 / BUS	103	DB 01.00	A B C D E F 2 Z
VOLKSWAGEN GOLF V e GOLF V PLUS Mod. '04 - '08	46-16 / BUS	103	DB 01.00	A B C D E F 2 Z
VOLKSWAGEN GOLF VI Mod. '09	46-27 / BUS	109	DB 01.00	A B C D E F 2 Z
VOLKSWAGEN GOLF VI Mod. '10	46-27 / BUS	154	DB 01.00	A B C D E F 2 Z
VOLKSWAGEN JETTA '06 - '07	46-20 / BUS	103	DB 01.00	A B C D E F 2 Z
VOLKSWAGEN NEW BEETLE Mod. '04	46-11A / BUS	110	DB 01.00	A B C D E F 2
VOLKSWAGEN PASSAT Mod. '01 - '05	46-10 / BUS	110	DB 01.00	A B C D E F 2
VOLKSWAGEN PASSAT e PASSAT CC Mod. '06 – '08	46-17A / BUS	103	DB 01.00	A B C D E F 2 Z
VOLKSWAGEN PASSAT Mod. '11	46-35 / BUS	154	DB 02.00	A B C D E F 2 H Z
VOLKSWAGEN PHAETON Mod. '06	N.D. / N.A.	105	DB 01.00	A B C E F 2
VOLKSWAGEN POLO Mod. '01 - '09	46-12B / BUS	102	DB 01.00	A B C D E F 2
VOLKSWAGEN POLO Mod. '10	46-29A / BUS	154	DB 01.00	A B C D E F 2 Z
VOLKSWAGEN SCIROCCO Mod. '09	46-28 / BUS	103	DB 01.00	A B C D E F 2 Z
VOLKSWAGEN SCIROCCO Mod. '10	46-31 / BUS	154	DB 01.00	A B C D E F 2 Z
VOLKSWAGEN SHARAN Mod. '10	46-34 / BUS	154	DB 02.00	A B C D E F 2 H Z
VOLKSWAGEN TIGUAN Mod. '08 – '09	46-25 / BUS	103	DB 01.00	A B C D E F 2 Z
VOLKSWAGEN TIGUAN Mod. '10	46-30 / BUS	154	DB 01.00	A B C D E F 2 Z
VOLKSWAGEN TOUAREG Mod. '05	46-18 / BUS	105	DB 01.00	A B C D E F 2 Z
VOLKSWAGEN TOUAREG Mod. '07	46-18 / BUS	106	DB 01.00	A B C D E F 2 Z
VOLKSWAGEN TOUAREG Mod. '10	46-32A / BUS	161	DB 02.00	A B C D E F 2 Z
VOLKSWAGEN TOURAN Mod. '03 - '07	46-15 / BUS	103	DB 01.00	A B C D E F 2 Z
VOLKSWAGEN TOURAN Mod. '11	46-36 / BUS	154	DB 01.00	A B C D E F 2 Z
VOLKSWAGEN TRANSPORTER Mod. '05	46-22 / BUS	142	DB 01.00	A B C D E F 1 Z
VOLKSWAGEN TRANSPORTER e CARAVELLE Mod. '10 (2 buttons transmitter)	46-33 / BUS	109	DB 01.00	A B C D E Z
VOLKSWAGEN TRANSPORTER e CARAVELLE Mod. '10 (3 buttons transmitter)	46-33 / BUS	154	DB 01.00	A B C E F 2 Z
VOLVO C30 Mod. '07 – '08	47-10 / BUS	128	DB 01.00	A B F 1
VOLVO C70 Mod. '08	47-11 / BUS	128	DB 01.00	A B E F 1
VOLVO S40 Mod. '06 – '07	47-7 / BUS	128	DB 01.00	A B F 1
▶ VOLVO S60 Mod. '11	47-14 / BUS	156	DB 03.00	A B C* E F 1 H Z
VOLVO S80 Mod. '07 – '08	47-8 / BUS	130	DB 01.00	A B E Z
VOLVO V50 Mod. '06 – '07	47-7 / BUS	128	DB 01.00	A B F 1
▶ VOLVO V60 Mod. '11	47-14 / BUS	156	DB 03.00	A B C* E F 1 H Z
VOLVO V70 Mod. '08	47-9 / BUS	130	DB 01.00	A B E Z
VOLVO XC60 Mod. '09	47-12 / BUS	156	DB 01.00	A B C* E Z
▶ VOLVO XC60 Mod. '11	47-13 / BUS	156	DB 03.00	A B C* E F 1 H Z
VOLVO XC70 Mod. '08	47-9 / BUS	130	DB 01.00	A B E Z
VOLVO XC90 Mod. '05 – '07	47-6 / BUS	129	DB 01.00	A B C* E F 1 Z

Legenda funzioni gestite da Can-Bus / Alarm features available from Can-Bus		
CODE	FUNZIONI	FEATURES
A	Ingresso pulsanti porte	Doors switch input
B	Ingresso pulsante vano bagagli	Boot switch input
C	Ingresso pulsante cofano motore	Bonnet switch input
D	Inserimento da serratura	Arming by door key-switch
E	Antidistrazione	Anti-distraction function
F1	Disinserimento allarme all'apertura del vano bagagli da trasmettitore originale	Alarm disarming by boot opening push-button of the OE remote
F2	Disinserimento allarme all'apertura del vano bagagli da trasmettitore originale e successivo reinserimento alla chiusura dello stesso	Alarm disarming by boot opening push-button of the OE remote and re-arming after boot closure
G	Veicolo dotato di sistema "Keyless-go"	Vehicle equipped with "keyless-go" system
H	Ingresso allarme positivo sotto chiave	Positive under key alarm triggering
Z	Opzione comando blinker con unico filo	Single wire indicators' activation (from hazard button)
*	Dipendente dall'allestimento della vettura	Depending on vehicle version
▶	Veicolo aggiunto / modificato	Added / modified vehicle

Attenzione: consultare sempre la scheda tecnica della vettura, verificando eventuali note relative a particolarità di funzionamento o di installazione.
Warning: always check vehicle-specific installation sheets reporting possible special operating or installation notes.

N.B. Il presente elenco è fornito unicamente a titolo indicativo e di riferimento generale. Poiché gli equipaggiamenti in dotazione ai veicoli possono variare considerevolmente nel tempo, oltre che in relazione a differenti modelli e/o versioni e a differenti mercati, GEMINI TECHNOLOGIES S.p.A. non è responsabile per eventuali malfunzionamenti e/o danni causati da inesattezze o lacune contenute in questo documento.

N.B. This list must only be used as an indicative guideline for the installation. As equipment delivered with the car varies considerably from model to model and from market to market as well as from time to time, GEMINI TECHNOLOGIES S.p.A. shall not be liable for possible damages that may occur due to faulty or insufficient indications herein contained.